



## PANEL DETAILS

### AVAILABLE WIDTHS

12" - 18"

### OPTIMAL PANEL WIDTHS

16"

\*New Castle Metal design pressures, wind uplifts, and test reports are for specific deck attachments, material gauges, clip spacing, and panel widths. A complete specification and listing is available upon request

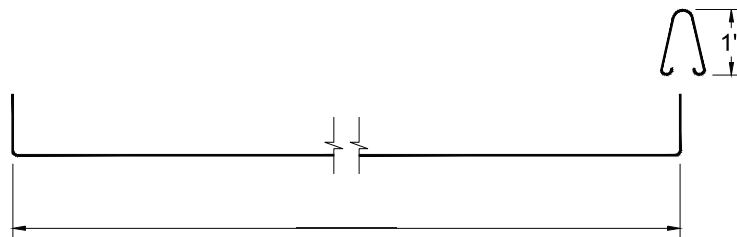
### SUBSTRATES AVAILABLE

- Painted Galvalume® - 22ga, 24ga, and 26ga
- Drexlume™ - 22ga, 24ga, and 26ga
- Aluminum - .032", .040"
- Copper

## IDEAL APPLICATION

### ARCHITECTURAL, COMMERCIAL & RESIDENTIAL

Classic yet versatile, our Cap Seam roof is ideal for a variety of projects, especially those including curved applications. The low profile 1" cap, with the flat pan, effortlessly accommodates detailing at hips and valleys and can be curved as tight as a 3' radius. A quick and easy installation is inherent in this premium quality roof system.



## PROFILE




## PANEL RIB OPTIONS



Flat Panel



Clip Relief




Striations



Bead




Small V



Large V



Small Pencil



Large Pencil

## PRODUCT INFORMATION

### FINISHES

Available in a wide variety of coatings and colors. See the New Castle Metal color chart for standard colors and paint specifications.

### PANEL RIB

- Flat Panel
- Clip Relief
- Striations
- Bead
- Small and Large V
- Small and Large Pencil

### INSTALLATION

Can be installed over plywood decking ( $\frac{15}{32}$ " Minimum) with approved underlayment. Please see Drexel Metals installation details for complete information.

### SLOPE

Minimum slope 3:12

### WARRANTY

#### 35 YEAR WARRANTY - GALVALUME AND ALUMINUM SUBSTRATES

35 year non pro-rated PVDF Paint Warranty

High-performance painted metal roofing product, carefully tensioned leveled for superior flatness.

#### 25 YEAR WARRANTY - DREXLUME SUBSTRATE

Mill finished Galvalume with a two-sided, clear acrylic finish.

