


QUICK-SHIP STOCKING COLORS



BONE WHITE



MEDIUM BRONZE



NANTUCKET GRAY L



INKWELL L



CLASSIC BRONZE L



TRADITIONAL BLACK L



CHARCOAL




CITYSCAPE



MUSKET GRAY



SILVER P




WEATHERED ZINC P




DREXLUME M

EXTENDED LEAD TIME COLORS




SANDSTONE



ALMOND



SIERRA TAN



BUCKSKIN



MANSARD BROWN



GRANITE L



ANTIQUÉ BRONZE



HEMLOCK GREEN



PATINA GREEN



FOREST GREEN



HARTFORD GREEN



TERRA COTTA



COLONIAL RED



CARDINAL RED



MILITARY BLUE



PACIFIC BLUE



INTERSTATE BLUE




AWARD BLUE




SLATE GRAY



IRON ORE



CHAMPAGNE P



COPPER PENNY P

P = PREMIUM
M = MILL FINISH
L = LOW GLOSS COLOR

*Note: Colors shown are not exact representations of the final color. Ask your New Castle Metal representative for metal color chip samples before making final color selection.

For more information contact metalsales@ncmetal.com or visit NewCastleMetal.com.

METAL ROOFING, WALL, AND PERIMETER EDGE FINISHES

Product Options	SR	SRI	24 ga x 20"	24 ga x 48"	22 ga x 48"	0.032 x 20"	0.032 x 48"	0.040 x 48"	0.050 x 48"	0.063 x 48"	Cool Roof Rated
Standard Colors											
Almond	0.63	75		*	*		*	*	*		✓
Antique Bronze	0.28	27	*	*		*	*	*			✓
Black	0.05	0	*	*	*	*	*	*	*	*	
Bone White	0.70	85	*	*	*	*	*	*	*	*	✓
Buckskin	0.37	39	*	*		*	*				✓
Charcoal	0.30	31	*	*		*	*	*	*		✓
Cityscape	0.50	57	*	*	*	*	*	*	*		✓
Colonial Red	0.34	36	*	*		*	*	*	*		✓
Dark Bronze	0.27	26	*	*	*	*	*	*	*	*	✓
Forest Green	0.10	5	*	*		*	*	*			
Hartford Green	0.08	3	*	*				*			
Hemlock Green	0.31	32	*	*			*				✓
Interstate Blue	0.16	12	*	*		*	*		*		
Iron Ore	0.27	27	*	*		*	*	*	*		✓
Mansard Brown	0.31	32	*	*	*	*	*	*	*		✓
Medium Bronze	0.30	31	*	*	*	*	*	*	*	*	✓
Military Blue	0.31	32	*	*		*	*				✓
Musket Gray	0.32	33	*	*	*	*	*		*		✓
Pacific Blue	0.28	28	*	*		*	*				✓
Patina Green	0.33	34		*							✓
Sandstone	0.48	55		*	*	*	*	*	*	*	✓
Sierra Tan	0.38	40	*	*	*	*	*	*	*	*	✓
Slate Gray	0.41	45	*	*	*	*	*	*	*		✓
Stone White	0.69	84		*	*	*	*	*	*	*	✓
Terra Cotta	0.35	37	*	*		*	*	*	*		✓
Low Gloss Colors											
Berkshire Blue	0.29	29		*							
Classic Bronze	0.27	27	*	*		*					✓
Granite	0.32	33		*	*	*	*		*		✓
Inkwell	0.27	26	*	*		*		*			
Nantucket Gray	0.38	41	*	*		*					✓
Traditional Black	0.28	28	*	*		*	*				
Weathered Steel	0.26	25		*							
Metallics											
Anodic Clear	0.53	60						*			
Champagne	0.40	40		*		*	*	*	*		✓
Copper Penny	0.50	57	*	*		*	*	*			✓
Silver	0.47	52	*	*	*	*	*	*	*		✓
Weathered Zinc	0.24	21	*	*	*	*	*	*	*		✓
Zinc*	0.33	33		*		*	*	*			✓
Exotics - 10-year Color Fade Warranty											
Award Blue (10-YR)*	0.25	24		*			*				
Cardinal Red (10-YR)*	0.44	49	*	*		*	*				✓
Bare Products											
Drexlum TM			*	*	*						
Mill Finished Aluminum							*	*	*	*	
Clear Anodized							*	*	*	*	
Dark Bronze Anodized							*	*	*	*	
Black Anodized								*	*	*	
HDG G90	* 16 ga x 48" x 120"	* 18 ga x 48" x 120"	* 20 ga x 48" x 120"	* 22 ga x 48" x 120"							



- High-performance painted metal roofing and perimeter edge products.
- Custom colors available.
- Oil canning is not a cause for rejection.
- Solar reflectance (SR) and solar reflectance index (SRI) values are provided by Sherwin-Williams®.
- Not all colors and gauges are stocked in all locations. Contact your local sales rep for specific stocking information and special requests including 22" coils and custom gauges and widths.

For more information contact metalsales@ncmetal.com or visit NewCastleMetal.com.